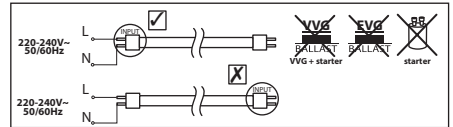
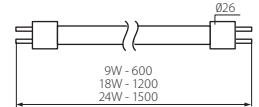
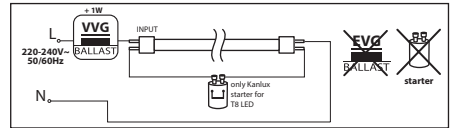


T8 LED GLASS



OR



Kanlux		[W]	T <sub>c</sub> [K]	[lm]	kWh/1000h	[g]
T8 LED GLASS 9W-NW	22650	9	4000	850	9	160
T8 LED GLASS 18W-WW	22652	18	2700	1500	18	280
T8 LED GLASS 18W-NW	22651	18	4000	1650	18	280
T8 LED GLASS 24W-NW	22653	24	4000	2100	24	350

lampy przeznaczone do opraw z zasilaniem jednostronnym / lampy wykonane ze szkła / wyrób specjalistyczny - do zastosowania profesjonalnego  
 tubes for one side powered lighting fixtures / tubes made of glass / specialist product - for professional appliance