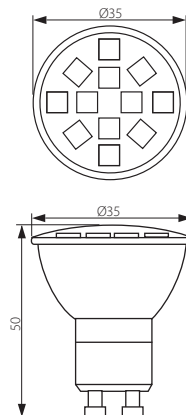


LED12 SMD GU10

Lampa z diodami LED / LED lamp



LED12 SMD GU10-CW



NEW

Kanlux



LED12 SMD GU10-CW

18501

--	--	--	--	--	--	--	--	--	--	--	--	--	--	--	--	--


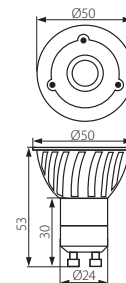
źródło wykorzystuje diody LED SMD 5050 / light source uses SMD 5050 LEDs

POWER-LED3W GU10

Lampa z diodą POWER LED / POWER LED lamp



POWER-LED3W GU10



Kanlux		Tc [K]
POWER-LED3W GU10-WW	08801	2900-3300
POWER-LED3W GU10-CW	08800	6000-7000

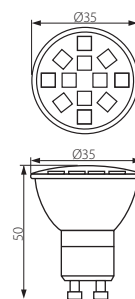
220-240V~	50/60Hz	3	1 POWER LED	GU10	[cd] 850	30	Ra ≥ 80	30000 [h]	A-EI		1/10/100	48 [g]	
-----------	---------	---	-------------	------	----------	----	--------------	-----------	------	--	----------	--------	--

LED12 SMD GU10

Lampa z diodami LED / LED lamp



LED12 SMD GU10-WW



Kanlux	
NEW LED12 SMD GU10-WW	18500

220-240V~	50/60Hz	1,8	1,8 - 15	12 LED SMD	GU10	Tc [K] 2700-3200	[lm] 135	60	Ra ≥ 75	30000 [h]		>15000	A-EI		1/20/200	33 [g]	
-----------	---------	-----	----------	------------	------	------------------	----------	----	--------------	-----------	--	--------	------	--	----------	--------	--

źródło wykorzystuje diody LED SMD 5050 / light source uses SMD 5050 LEDs