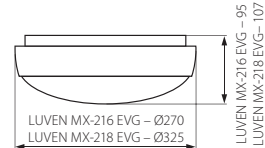


LUVEN MX EVG

Plafoniera hermetyczna / Hermetic wall & ceiling light fitting

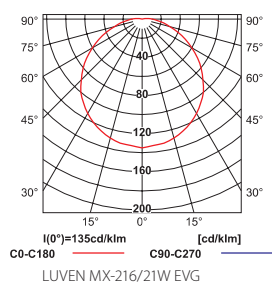


LUVEN MX EVG

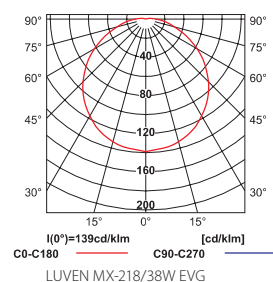


- ▶ podstawa: tworzywo ABS / klosz: poliwęglan (PC)
- ▶ base: ABS material / diffuser: polycarbonate (PC)

krzywa rozsyłu światłości / curve of intensity distribution
η = 41%



krzywa rozsyłu światłości / curve of intensity distribution
η = 43%



NEW	Kanlux				
	LUVEN MX-216/21W EVG	18940	biały / white	21	846
NEW	LUVEN MX-218/38W EVG	18941	biały / white	38	1178
220-240V~	50/60Hz	EVG BALLAST	DD	GR10q	3500
3 x (1-2,5)	0,5	IP 54	IK 10	-5÷25	A2-EI
1/-/10	1/-/10	1/-/10	1/-/10	1/-/10	1/-/10
UV RESIST	UV RESIST	UV RESIST	UV RESIST	UV RESIST	UV RESIST
CE	CE	CE	CE	CE	CE

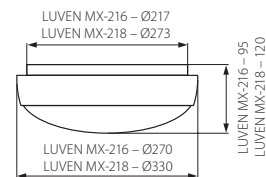
wysoka odporność na uderzenia / high impact resistance

LUVEN MX

Plafoniera hermetyczna / Hermetic wall & ceiling light fitting

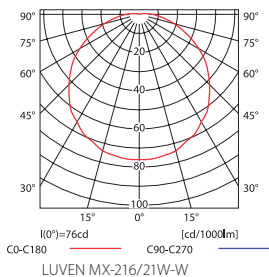


LUVEN MX

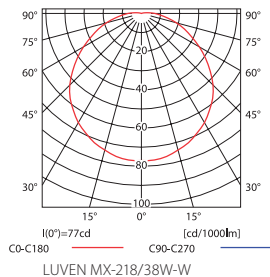


- ▶ podstawa: tworzywo ABS / klosz: poliwęglan (PC)
- ▶ base: ABS material / lampshade: polycarbonate (PC)

krzywa rozsyłu światłości / curve of intensity distribution
η = 24%



krzywa rozsyłu światłości / curve of intensity distribution
η = 24%



Kanlux				
LUVEN MX-216/21W-W	04240	biały / white	21	1150
LUVEN MX-218/38W-W	04241	biały / white	38	1780

wysoka odporność na uderzenia / high impact resistance