

SPD+POP 4 255 C63 (900 788)

- Complete protection against transient and power frequency overvoltages
- Compact design allows easy retrofitting
- Meets the requirements of EN 61643-11 (SPD) and EN 50550 (POP)


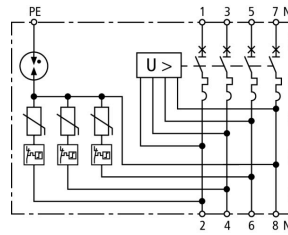
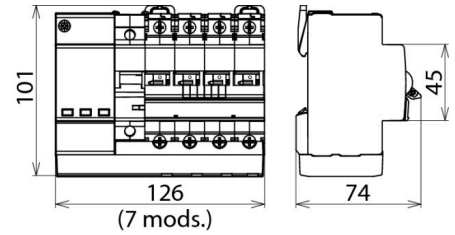


Figure without obligation



Basic circuit diagram SPD+POP 4 255 C63



Dimension drawing SPD+POP 4 255 C63

General

| Type | SPD+POP 4 255 C63 |
|---|---|
| Part No. | 900 788 |
| Power supply system | three-phase TT / TN system |
| Number of poles | 3P + N |
| Nominal a.c. voltage (U _N) | 230 / 400 V |
| Nominal frequency (f _N) | 50 Hz |
| Operating temperature range (T _U) | -25 °C ... +60 °C |
| Cross-sectional area (L1, L2, L3, N) (min.) | 2.5 mm ² solid / flexible |
| Cross-sectional area (L1, L2, L3, N) (max.) | 16 mm ² flexible / 25 mm ² stranded |
| Cross-sectional area (PE) (min.) | 0.75 mm ² solid / flexible |
| Cross-sectional area (PE) (max.) | 6 mm ² flexible / 10 mm ² solid |
| Degree of protection protection | IP 20 |
| Capacity | 7 module(s), DIN 43880 |
| Mounting | 35 mm DIN rails acc. to EN 60715 |

SPD

| Type | SPD+POP 4 255 C63 |
|---|--------------------------------|
| Part No. | 900 788 |
| SPD according to EN 61643-11 / ... IEC 61643-1/-11 | type 2 |
| Max. continuous operating voltage (a.c.) [L-N] (U _c) | 275 V |
| Max. continuous operating voltage (a.c.) [N-PE] (U _c) | 255 V |
| Follow current extinguishing capability [N-PE] (I _{fi}) | 100 A |
| Nominal discharge current (8/20 μs) [L-N] (I _n) | 5 kA |
| Nominal discharge current (8/20 μs) [N-PE] (I _n) | 20 kA |
| Max. discharge current (8/20 μs) [L-N] (I _{max}) | 15 kA |
| Max. discharge current (8/20 μs) [N-PE] (I _{max}) | 40 kA |
| Voltage protection level (U _p) | ≤ 1.5 kV |
| Protective conductor current (I _{PE}) | ≤ 5 μA |
| Response time [L-N] (t _λ) | ≤ 25 ns |
| Response time [N-PE] (t _λ) | ≤ 100 ns |
| Max. mains-side overcurrent protection | MCB C 63 A |
| Short-circuit withstand capability (I _{sCCR}) | 6 kA |
| Temporary overvoltage (TOV) L-N (U _T) | 335 V / 5 s |
| Temporary overvoltage (TOV) [N-PE] (U _T) | 1200 V / 200 ms |
| TOV characteristic | withstand |
| Operating state / fault indication | green / red |
| Number of ports | 1 |
| Enclosure material | thermoplastic, grey, UL 94 V-0 |
| Place of installation | indoor installation |

POP

| Type | SPD+POP 4 255 C63 |
|----------------------------------|-------------------|
| Part No. | 900 788 |
| Tested to | EN 50550 |
| Max. non-tripping voltage (a.c.) | 255 V |
| Max. tripping voltage (a.c.) | 415 V |
| Tripping time at 275 V a.c. | 8 s |
| Tripping time at 400 V a.c. | 120 ms |
| Max. current at 275 V a.c. | 0.4 A |
| Max. current at 400 V a.c. | 0.6 A |
| Power consumption | 0.7 VA |
| Trip indicator | red |

MCB

| Type | SPD+POP 4 255 C63 |
|--|-------------------|
| Part No. | 900 788 |
| Tripping characteristic | C |
| Nominal alternating current (I _n) | 63 A |
| Rated switching capacity (I _{cn}) acc. to EN 60898 | 6 kA |
| Weight | 736 g |
| Customs tariff number (Comb. Nomenclature EU) | 85363030 |
| GTIN | 4013364156265 |
| PU | 1 pc(s) |

We reserve the right to introduce changes in performance, configuration and technology, dimensions, weights and materials in the course of technical progress. The figures are shown without obligation.