

DR M 4P 255 (953 400)

- Four-pole surge arrester consisting of a base element and a plug-in protection module
- High discharge capacity due to heavy-duty zinc oxide varistor / spark gap combination
- Energy coordination with other arresters of the Red/Line product family


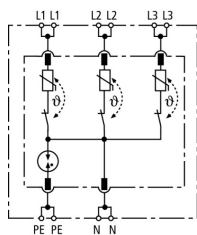
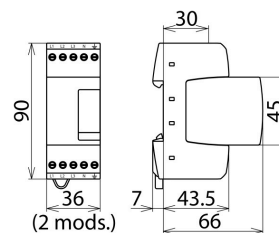


Figure without obligation



Basic circuit diagram DR M 4P 255



Dimension drawing DR M 4P 255

Four-pole surge arrester consisting of a base part and a plug-in protection module; FM version with floating remote signalling contact.

Type	DR M 4P 255
Part No.	953 400
SPD according to EN 61643-11 / IEC 61643-11	type 3 / class III
Nominal voltage (a.c.) (U_N)	230 / 400 V (50 / 60 Hz)
Max. continuous operating voltage (a.c.) (U_C)	255 / 440 V (50 / 60 Hz)
Nominal load current (a.c.) (I_L)	25 A
Nominal discharge current (8/20 μ s) (I_n)	3 kA
Total discharge current (8/20 μ s) [$L1+L2+L3+N-PE$] (I_{total})	8 kA
Combination wave (U_{OC})	6 kV
Combination wave [$L1+L2+L3+N-PE$] ($U_{OC total}$)	16 kV
Voltage protection level [$L-N$] / [$L/N-PE$] (U_p)	≤ 1000 / ≤ 1500 V
Response time [$L-N$] (t_A)	≤ 25 ns
Response time [$L/N-PE$] (t_A)	≤ 100 ns
Max. mains-side overcurrent protection	25 A gG or B 25 A
Short-circuit withstand capability for mains-side overcurrent protection with 25 A gL/gG (I_{SCCR})	6 kA _{rms}
Temporary overvoltage (TOV) [$L-N$] (U_T) – Characteristic	335 V / 5 sec. – withstand
Temporary overvoltage (TOV) [$L-N$] (U_T) – Characteristic	440 V / 120 min. – safe failure
Temporary overvoltage (TOV) [$L/N-PE$] (U_T) – Characteristic	335 V / 120 min. – withstand
Temporary overvoltage (TOV) [$L/N-PE$] (U_T) – Characteristic	440 V / 5 sec. – withstand
Temporary overvoltage (TOV) [$N-PE$] (U_T) – Characteristic	1200 V / 200 ms – safe failure
Operating temperature range (T_U)	-40 °C ... +80 °C
Operating state / fault indication	green / red
Number of ports	1
Cross-sectional area (min.)	0.5 mm ² solid / flexible
Cross-sectional area (max.)	4 mm ² stranded / 2.5 mm ² flexible
For mounting on	35 mm DIN rails acc. to EN 60715
Enclosure material	thermoplastic, red, UL 94 V-0
Place of installation	indoor installation
Degree of protection	IP 20
Capacity	2 modules, DIN 43880
Approvals	KEMA, VDE
Weight	147 g
Customs tariff number (Comb. Nomenclature EU)	85363030
GTIN	4013364115767
PU	1 pc(s)

We reserve the right to introduce changes in performance, configuration and technology, dimensions, weights and materials in the course of technical progress. The figures are shown without obligation.