




CE

Power	50 W	Voltage	230 V
Luminous flux*	4700 lm (120°)	Colour temperature	6000 K
Light colour	CW	Beam angle	100 °
IK	07	Protection class	IP65




See more on dedicated page 



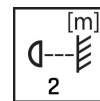
 Declaration of Conformity



 Photometric file

Technical data:

Product code	SLI029051CW_PW
Power	50 W
Nominal current	220 mA
Voltage	230 V
Energy consumption	50 kWh/1000h
Frequency	50HZ Hz
Protection class	I
Power supply included	+
Power factor	0.9
Useful luminous flux*	4700 lm (120°)
Luminous flux**	4700 lm (360°)
Light efficiency	94 lm/W
Colour temperature	6000 K
Light colour	CW
Beam angle	100 °
RA	>70
Uniformity of color SDCM max	5
Dimmable	No
Working temperature range	-20/+40 °
Lifespan	17000 h
Housing material	Aluminum, GLASS
IK	07
Protection class	IP65
Colour	Black
Dimension (axbxc)	180x140x27 mm
Weight	0.552 kg
For use	Outside
Assembly method	On the ceiling
Application	EXT
Made in	PRC



*Applies to the LED source used. **Luminaire luminous flux