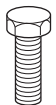
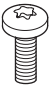





| | | | | | | |
|--|--|---|---|---|---------------------|---------------------|
|  | type 1 M8 3 Nm 26,55 lb-in |  | type 2 ●⊕ M6 / T30 3 Nm 26,55 lb-in |  | type 4 M6 | type 5 M8 |
|  | type 6 diam.8,4 |  | type 7 diam.6,5 | | | |

Schneider
Electric