

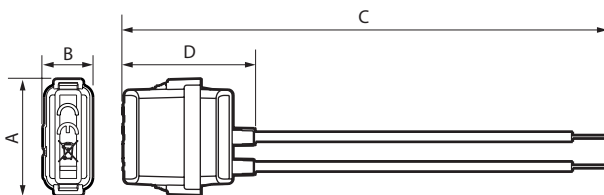
1. USE

The active power compensator Cat. No. 0 401 49 is designed to correct the operating errors associated with low power load connections (such as LEDs or compact fluorescent bulbs) on the following lighting control units:

- 2-wire dimmers without neutral
- 2-wire detectors without neutral
- 2-wire electronic switches without neutral
- mechanical switches with indicator light

It is not intended for 3-wire electronic lighting control units (dimmers, detectors) with a neutral connection

2. DIMENSIONS (mm)



A	B	C	D
27.5	12	114	31

3. CONNECTION

3.1 Use with 2-wire electronic switches without neutral, 2-wire detectors without neutral, 2-wire dimmers without neutral and mechanical switches with indicator light

The active power compensator can correct the operating errors associated with leakage currents from low power loads (such as LEDs or compact fluorescent bulbs) on the following types of control unit: 2-wire electronic switches without neutral, 2-wire detectors without neutral, 2-wire dimmers without neutral and mechanical switches with indicator light.

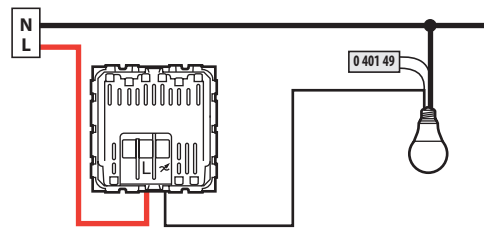
This error manifests itself by the load switching on or flashing (ghosting) when the control unit is in the OFF position. It is then not possible to turn the light off.

The solution to this problem is to connect an active power compensator in parallel with one of the luminaires/loads in the lighting circuit. One compensator is sufficient per control unit.



3. CONNECTION (continued)

3.1 Use with 2-wire electronic switches without neutral, 2-wire detectors without neutral, 2-wire dimmers without neutral and mechanical switches with indicator light (continued)

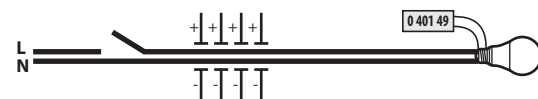


3.2 Use with long lighting circuits

Installations with long wiring runs can generate leakage current through capacitive coupling.

When connected to low power LED or compact fluorescent loads, this leakage current may cause the load to switch on (ghosting) even if the switch is in the OFF position.

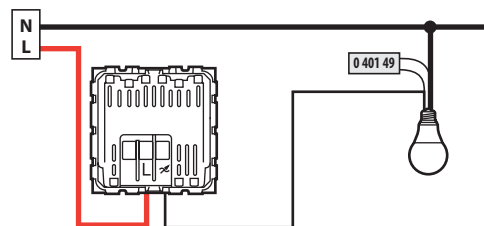
This phenomenon can be eliminated by connecting an active power compensator to the load terminals.



3.3 Specific case - Dimmer synchronisation problem

In the specific case of 2-wire dimmers without neutral only, the electrical characteristics of certain loads (such as LEDs or compact fluorescent bulbs) may result in desynchronisation of the dimmer causing the load to flash when it is "ON".

This phenomenon can be eliminated in certain cases by connecting an active power compensator to the load terminals.



4. TECHNICAL CHARACTERISTICS

■ 4.1 Mechanical characteristics

Ingress of solids/liquids: IP 20

■ 4.2 Material characteristics

Case: PC

Wires: Solid bare copper core

Insulator: Silicone rubber

Halogen-free

Self-extinguishing:

850 °C/30 s for insulating parts holding live parts in place

650 °C/30 s for the other insulating components

■ 4.3 Electrical characteristics

Voltage: 110 - 230 V~

Frequency: 50-60 Hz

Consumption: 1.5 W max.

Type of control unit: Any 2-wire electronic or mechanical cut-out device with indicator light, regardless of switch technology (switch/dimmer/detector).

■ 4.4 Climate characteristics

Storage temperature: -10 °C to +70 °C

Operating temperature: 0 °C to +35 °C

5. STANDARDS AND APPROVALS

Compliant with installation and manufacturing standards

See E-catalogue