
CONTENTS
Page

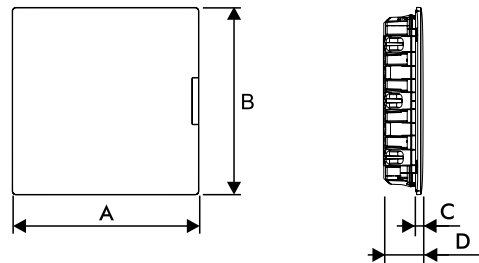
1. Description, use	1
2. Range	1
3. Dimensions.....	1
4. General characteristics	2
5. Compliance and approvals.....	2
6. Equipment supplied	2
7. Installation add-ons.....	3

1. DESCRIPTION, USE

Flush mounting cabinets, supplied with mounting box and door, for residential and small commercial installations.
Flush-mounted in brick, masonry or dry partition walls.
- Chassis equipped with rails, 150 mm fixing centres
- Faceplate can be removed one row at a time from cabinets with 2 or more rows
- Can be fitted with perforated plate and solid faceplate accessories for mounting non-modular products in cabinets with 2 or more rows
- Lockable door with lock to be ordered separately

2. RANGE

Cat. No.	Rows	Modules	Door	Terminal block
4 017 01	1	8	Smoked	E
4 017 02	1	12	Smoked	E
4 017 03	2	12	Smoked	E
4 017 04	3	12	Smoked	E
4 017 06	1	18	Smoked	E
4 017 07	2	18	Smoked	E
4 017 08	3	18	Smoked	E
4 017 09	4	18	Smoked	E
4 017 11	1	8	White	E
4 017 12	1	12	White	E
4 017 13	2	12	White	E
4 017 14	3	12	White	E
4 017 16	1	18	White	E
4 017 17	2	18	White	E
4 017 18	3	18	White	E
4 017 19	4	18	White	E
4 017 51	1	8	Smoked	E + N
4 017 52	1	12	Smoked	E + N
4 017 53	2	12	Smoked	E + N
4 017 54	3	12	Smoked	E + N
4 017 56	1	18	Smoked	E + N
4 017 57	2	18	Smoked	E + N
4 017 58	3	18	Smoked	E + N
4 017 59	4	18	Smoked	E + N
4 017 61	1	8	White	E + N
4 017 62	1	12	White	E + N
4 017 63	2	12	White	E + N
4 017 64	3	12	White	E + N
4 017 66	1	18	White	E + N
4 017 67	2	18	White	E + N
4 017 68	3	18	White	E + N
4 017 69	4	18	White	E + N

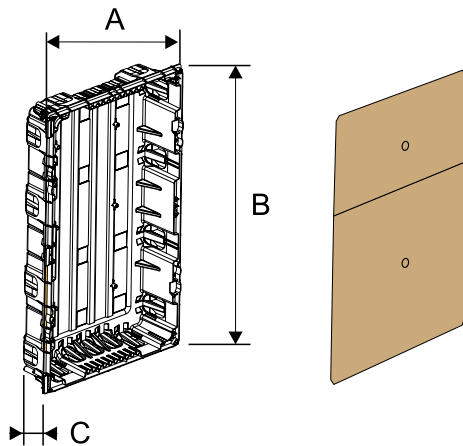
3. DIMENSIONS
3.1 Cabinets


Cat. No.	A (mm)	B (mm)	C (mm)	D (mm)
4 017 01/11/51/61	286	208	20	100
4 017 02/12/52/62	359	246	20	100
4 017 03/13/53/63	359	396	20	105
4 017 04/14/54/64	359	546	20	105
4 017 06/16/56/66	493	288	20	105
4 017 07/17/57/67	493	496	20	105
4 017 08/18/58/68	493	650	20	111
4 017 09/19/59/69	493	800	20	111

3. DIMENSIONS (continued)

3.2 Flush-mounting boxes

Supplied with a protective carton



Cat. No.	A (mm)	B (mm)	C (mm)
4 017 01/11/51/61	232	186	80
4 017 02/12/52/62	304	222	80
4 017 03/13/53/63	304	372	85
4 017 04/14/54/64	304	522	85
4 017 06/16/56/66	436	248	85
4 017 07/17/57/67	436	456	85
4 017 08/18/58/68	436	606	91
4 017 09/19/59/69	436	756	91

3.3 Cut-out for flush-mounting the box

Cat. No.	Dry partition wall		Brick/masonry wall	
	A (mm)	B (mm)	A (mm)	B (mm)
4 017 01/11/51/61	233	187	> 233	> 187
4 017 02/12/52/62	305	223	> 305	> 223
4 017 03/13/53/63	305	373	> 305	> 373
4 017 04/14/54/64	305	523	> 305	> 523
4 017 06/16/56/66	437	249	> 437	> 249
4 017 07/17/57/67	437	457	> 437	> 457
4 017 08/18/58/68	437	607	> 437	> 607
4 017 09/19/59/69	437	757	> 437	> 757

4. GENERAL CHARACTERISTICS

4.1 Technical characteristics

- Colour of front covers and opaque doors: White RAL 9003
 - Colour of flush-mounting box: Green RAL 6011
 - Protection index:
 - IP30 - IK05 without door
 - IP40 - IK07 with door
 - Self-extinguishing:
 - Flush-mounting boxes for dry partition: 850°C
 - Chassis, front covers and faceplates: 850°C
 - Doors: 750°C
 - Class II double insulation
 - Rated operating voltage: 400 V AC - 50/60 Hz
 - Rated insulation voltage: 400 V AC - 50/60 Hz
 - Short-circuit current: 10 kA
 - Storage temperature: -20°C to +70°C
 - Operating temperature: -10°C to +60°C
 - Installation temperature: -25°C to +60°C
- | | |
|--|--|
| <ul style="list-style-type: none"> - Max. permissible current: 1x8M : 63A 1x12M : 63A 2x12M : 90A 3x12M : 90A 1x18M : 90A 2x18M : 90A 3x18M : 125A 4x18M : 125A | <ul style="list-style-type: none"> - Dissipated power: 1x8M : 22W 1x12M : 26W 2x12M : 40W 3x12M : 57W 1x18M : 41W 2x18M : 62W 3x18M : 70W 4x18M : 78W |
|--|--|
- Flush-mounting box equipped with knockouts for cable entry
 - Insulated terminal blocks can be fitted directly on the flush mounting box or the chassis with a 12x2 mm flat bar (4 017 27) only on 2 x 18M, 3 x 18M and 4 x 18M

4.2 Materials

- Flush mounting box, cover, faceplate : HI polystyrene
- Door, ¼ turn fixing, rail supports : polycarbonate
- Hinges : Polyamide 6.6
- Rails : Galvanised steel

5. COMPLIANCE AND APPROVALS

Complies with IEC 60670-24
Complies with ROHS and REACH directives
For creating assemblies compliant with IEC 61439-3

6. EQUIPMENT SUPPLIED

6.1 IP2X screw terminal blocks

Cat. No.	IP2X E	IP2X N
4 017 01/11	8x16 ²	not present
4 017 02/12	1x25 ² + 12x16 ²	not present
4 017 03/13	1x25 ² + 16x16 ²	not present
4 017 04/14	1x25 ² + 21x16 ²	not present
4 017 06/16	1x25 ² + 12x16 ²	not present
4 017 07/17	1x25 ² + 16x16 ²	not present
4 017 08/18	1x25 ² + 21x16 ²	not present
4 017 09/19	2x25 ² + 33x16 ²	not present
4 017 51/61	8x16 ²	8x16 ²
4 017 52/62	1x25 ² + 12x16 ²	8x16 ²
4 017 53/63	1x25 ² + 16x16 ²	2 x (8x16 ²)
4 017 54/64	1x25 ² + 21x16 ²	3 x (8x16 ²)
4 017 56/66	1x25 ² + 12x16 ²	1x25 ² + 12x16 ²
4 017 57/67	1x25 ² + 16x16 ²	2 x (8x16 ²)
4 017 58/68	1x25 ² + 21x16 ²	3 x (8x16 ²)
4 017 59/69	2x25 ² + 33x16 ²	4 x (8x16 ²)

6. EQUIPMENT SUPPLIED (continued)

■ **6.2 Blanking plates**

Colour: White RAL 9003

Cat. No.	Number of blanking plates
4 017 01/11/51/61	not present
4 017 02/12/52/62	1x5M
4 017 03/13/53/63	1x5M
4 017 04/14/54/64	2x5M
4 017 06/16/56/66	1x5M
4 017 07/17/57/67	2x5M
4 017 08/18/58/68	2x5M
4 017 09/19/59/69	2x5M

7. INSTALLATION ADD-ONS

■ **7.1 Joining kit Cat. No. 4 017 23**

Set of 2

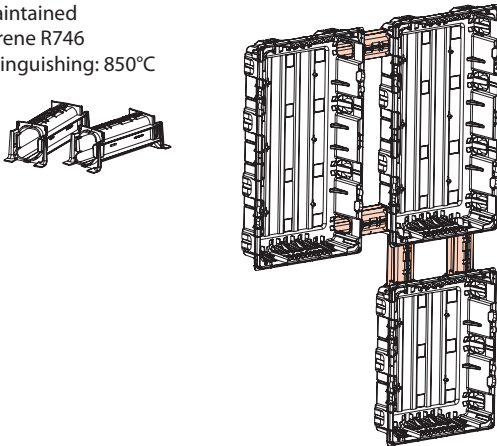
Used to link cabinets horizontally and vertically

Compatible with brick/masonry walls

IP40 maintained

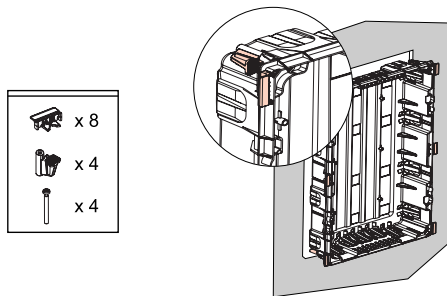
Polystyrene R746

Self-extinguishing: 850°C



■ **7.2 Fixing lugs for dry partition Cat. No. 4 017 24**

Accessory for fixing the cabinet in a dry partition wall

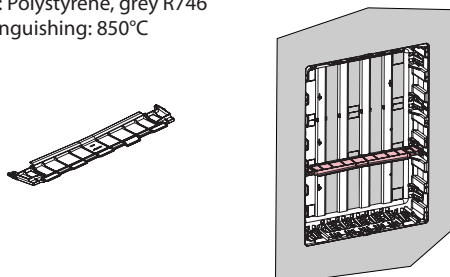


■ **7.3 Horizontal separation divider Cat. No. 4 017 22**

For installation in 18-module cabinets with 2, 3 and 4 rows

Material: Polystyrene, grey R746

Self-extinguishing: 850°C



7. INSTALLATION ADD-ONS (continued)

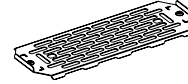
■ **7.4 Perforated plate Cat. No. 4 017 26**

Used to replace the DIN rail when integrating non-modular products

For installation in 18-module cabinets with 2, 3 and 4 rows -

Height 150 mm

Material: galvanised steel



■ **7.5 Solid faceplate Cat. No. 4 017 25**

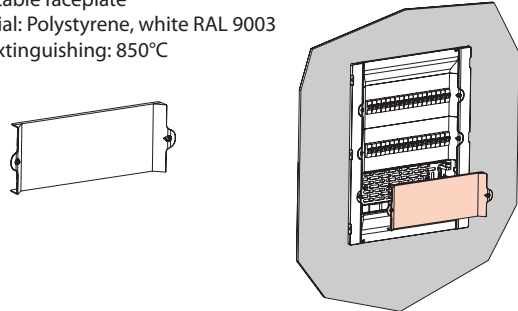
Finishing accessory for non-modular devices

For installation in 18-module cabinets with 2, 3 and 4 rows

Adjustable faceplate

Material: Polystyrene, white RAL 9003

Self-extinguishing: 850°C

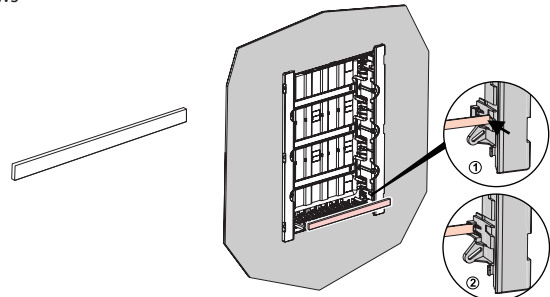


■ **7.6 Flat bar Cat. No. 4 017 27**

Takes IP 2X terminal blocks

Length: 366 mm

Fixes directly onto the chassis of 18-module cabinets with 2, 3 and 4 rows



■ **7.7 Locking bolt Cat. No. 0 019 66**



■ **7.8 Blanking plates**

Can be separated for each module or half-module

Colour: White RAL 9003

Self-extinguishing: 850°C

Cat. No. 0 016 60: 5 modules

Cat. No. 0 016 62: 13 modules

Cat. No. 0 016 64: 18 modules

