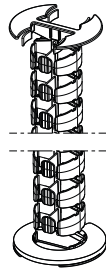
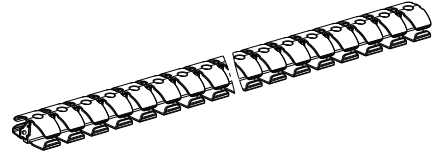


Incara™ Vertebra

Cat. No(s): 6 549 90/91/92/93



6 549 90/91



6 549 92/93

1. USE

Incara™ Vertebra manage and organize vertical flow of cables and cords between the desk and the floor as well as horizontal cable distribution directly under the worktop.

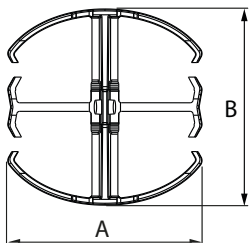
2. RANGE

| Description | Colors | Cat. Nos |
|----------------------|--------|----------|
| 4 Compartments 0,8 m | grey | 6 549 90 |
| | black | 6 549 91 |
| 2 Compartments 1,2 m | grey | 6 549 92 |
| | black | 6 549 93 |

3. DIMENSIONS

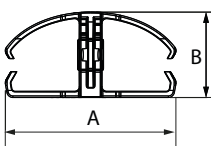
■ 3.1 Overall dimensions

Incara™ Vertebra 4 compartments



| | |
|---|----|
| A | 54 |
| B | 54 |

Incara™ Vertebra 2 compartments



| | |
|---|----|
| A | 54 |
| B | 27 |

3. TECHNICAL CHARACTERISTICS (cont.)

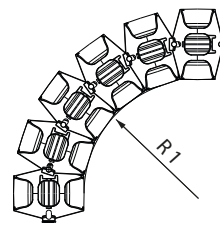
■ 3.2 Cabling capacities

The cable capacities are valid for a straight line, in case of curvature the capacities may be reduced

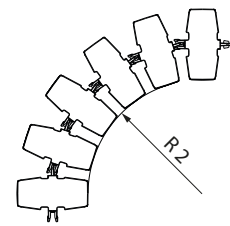
| | | Section (mm ²) | 430 mm ² | 410 mm ² |
|------------|------|----------------------------|---------------------|---------------------|
| cable Ø | Ø 7 | | 6 | 6 |
| | Ø 9 | | 4 | 4 |
| | Ø 11 | | 2 | 2 |

■ 3.3 Radius of curvature (mm)

Incara™ Vertebra 4 compartments

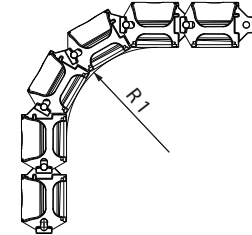


| | |
|----|---------|
| R1 | 80 mini |
|----|---------|

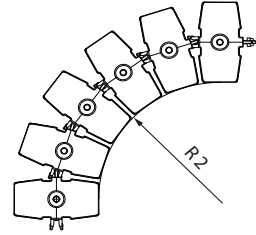


| | |
|----|---------|
| R2 | 80 mini |
|----|---------|

Incara™ Vertebra 2 compartments



| | |
|----|---------|
| R1 | 50 mini |
|----|---------|

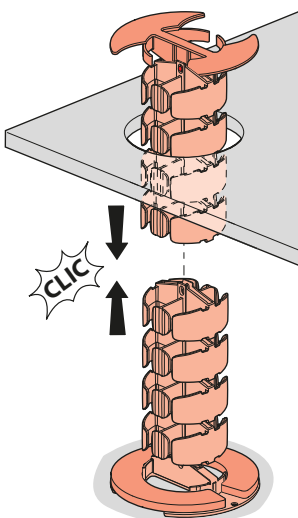
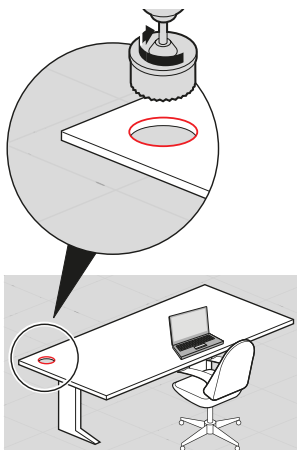


| | |
|----|---------|
| R2 | 80 mini |
|----|---------|

Vertebra

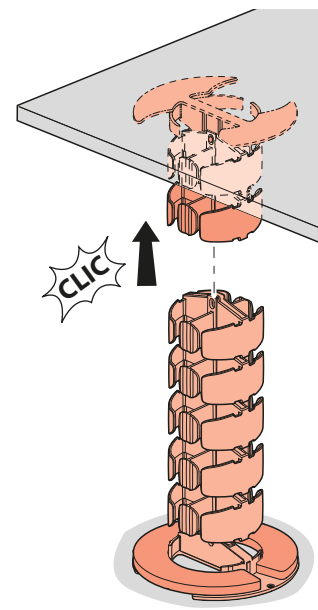
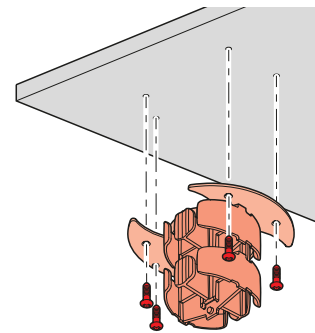
4. INSTALLATION

- 4.1 Incara™ Vertebra 4 compartments
- 4.1.1 Installation using 60 to 80 mm diameter grommet



4. INSTALLATION (cont.)

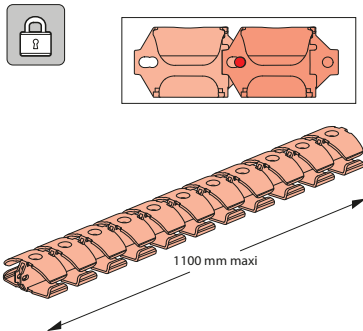
- 4.1 Incara™ Vertebra 4 compartments
- 4.1.2 Fixing under desk surface



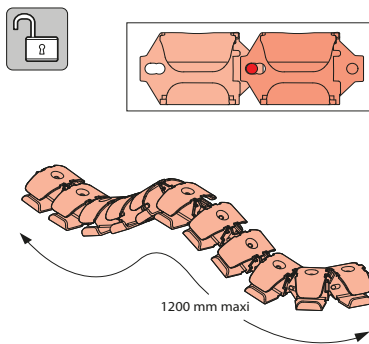
4. MISE EN SITUATION (cont.)

■ **4.2 Incara™ Vertebra 2 compartments**

4.2.1 Rigid position

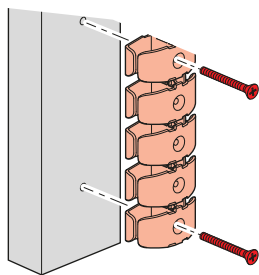


4.2.2 Flexible position

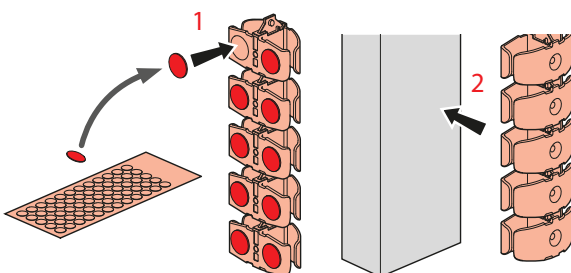


4.2.3 Fixing

4.2.3.1 with screw Ø 3,5mm maxi (not included)



4.2.3.2 with double-sided adhesive (included)



Recommended installation temperature : from +15°C to +25°C

5. GENERAL CHARACTERISTICS

■ **5.1 Mechanical characteristics**

Incara™ Vertebra 2 compartments can be used on floor.
Resistance to impact: IK 07

■ **5.2 Material characteristics**

4 & 2 cpts Vertebra: black RAL 9017 & grey RAL 7035 ABS
4 cpts end caps for Vertebra: black RAL 9017 & grey RAL 7035 PA6
4 cpts ballast: Steel (0,260kg)

■ **5.3 Electrical characteristics**

no electrical continuity

■ **5.3 Climate characteristics**

Operating temperature: from -5°C to +35°C
Storage temperature: from -10°C to +70°C

6. CLEANING

Superficial cleaning with a soft cloth. Do not use abrasive products or detergents.

Caution: Always test before using other special cleaning products

7. STANDARDS & APPROVALS

Classification according to IEC 62549 (2011-10) Hinged and flexible cable management systems