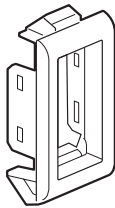


Supports and isolating boxes for thin walls

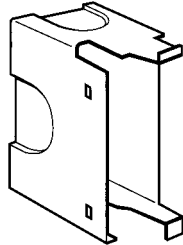
Cat. No(s): 0 748 50/51/52/53 - 0 800 10/11 - 0 802 90/91/92/94/95



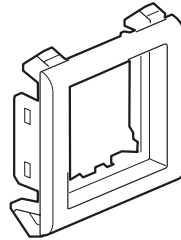
0 802 92



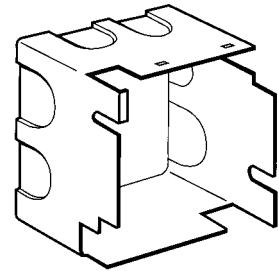
0 748 50 - 0 802 90/94



0 748 51 - 0 800 10



0 748 52 - 0 802 91/95



0 748 53 - 0 800 11

1. USE

Using to mount Mosaic modules on thin walls.

2. RANGE

| Support frames | White | Alu |
|--|----------------------|---------------|
| 1 module support | 0 802 90 0 748 50 | 0 802 94 - |
| 2 modules support | 0 802 91 0 748 52 | 0 802 95 - |
| 2 x 1 module vertical support | 0 802 92 | - |
| Boxes | Grey | |
| Isolating box for support Cat. No 0 748 52 | - | 0 748 53 |
| Isolating box for support Cat No 0 802 90 (one box) and 0 802 92 (two boxes) | - | 0 800 10 |
| Isolating box for support Cat No 0 802 92 | - | 0 800 11 |

3. OPERATION

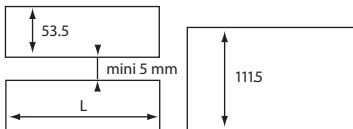
Support are clipped directly onto thin walls 1 to 3 mm thick. Isolating boxes are clipped onto supports Cat. Nos 0 748 50/52 and Cat Nos 0 802 90/91/92

Necessary cuts:

0 802 92: 28 x 111.5 mm

0 748 50 - 0 802 90/94: 28 x 53.5 mm

0 748 52 - 0 802 91/95: 58.5 x 53.5 mm



3. OPERATION (continued)

Determination of the cutout width (W):

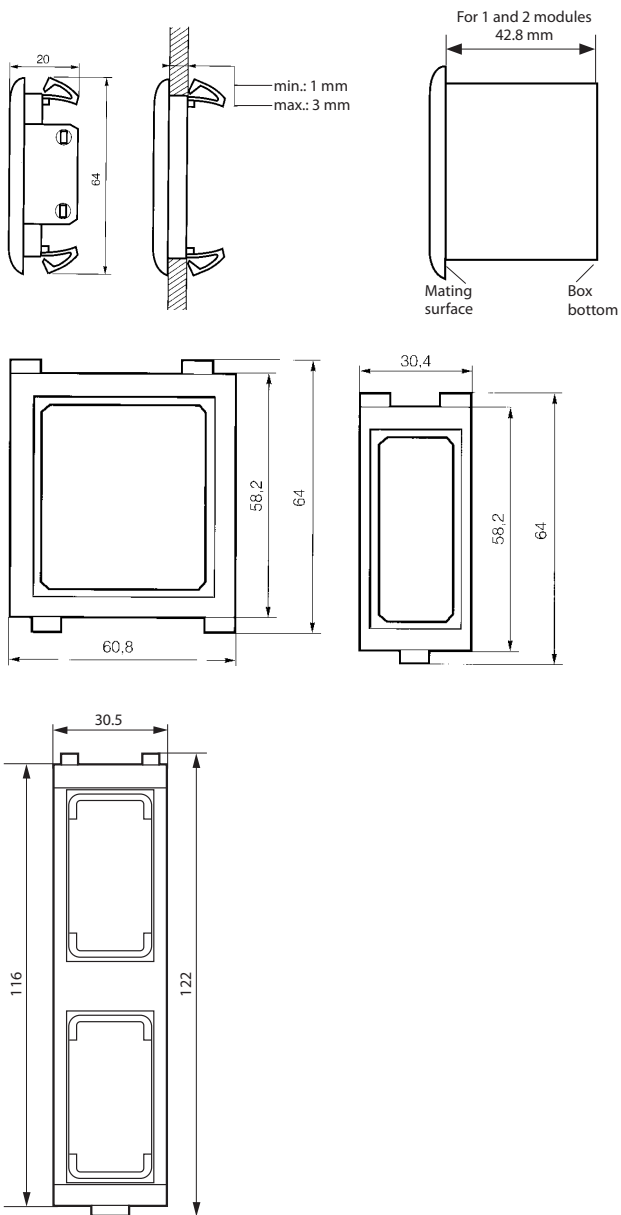
| | | 0 748 52 0 802 91/95 | Number of modules | | | | | |
|------------------------|---------------------|-------------------------|-------------------|-------|-------|-------|-------|-------|
| | | | → | 1 | 2 | 3 | 4 | 5 |
| 0 748 50 - 0 802 90/94 | | 0 | | 1 | 2 | 3 | 4 | 5 |
| ↓ | 0 | | 58.5 | 119.0 | 180.0 | 240.5 | 301.5 | 362.5 |
| | 1 | 28.0 | 88.5 | 149.5 | 210.5 | 271.0 | 332.0 | 392.5 |
| Number of modules | 2 | 58.5 | 119.0 | 180.0 | 240.5 | 301.5 | 362.5 | 392.5 |
| | 3 | 88.5 | 149.5 | 210.5 | 271.0 | 332.0 | 392.5 | 423.0 |
| | 4 | 119.0 | 180.0 | 240.5 | 301.5 | 362.5 | 423.0 | 453.5 |
| 5 | 149.5 | 210.5 | 271.0 | 332.0 | 392.5 | 453.5 | | |
| | 0 748 50 - 0 802 92 | | 1 | 2 | 3 | 4 | 5 | |
| Number of modules | | 28 | 58.5 | 88.5 | 119 | 149.5 | | |

Minimum cutout depending on wall thickness:

| Cat. Nos | 1 mm wall | 3 mm wall |
|------------------------|--------------|--------------|
| 0 748 49 - 0 802 92 | 27.7 x 111.2 | 27.9 x 111.4 |
| 0 748 50 - 0 802 90/94 | 27.7 x 53.5 | 27.9 x 53.5 |
| 0 748 52 - 0 802 91/95 | 58.1 x 53.2 | 58.3 x 53.4 |



4. OVERALL DIMENSIONS (mm)



5. TECHNICAL CHARACTERISTICS

■ 5.1 Mechanical characteristics

Impact tests: IK 04

■ 5.2 Material characteristics

0 748 50/52 - 0 802 90/91/92/94/95: Polybutylene terephthalate

0 748 51/53 - 0 800 10/11: Polystyrene

Colour: 0 748 50/52: White RAL 9010

0 748 51/53 - 0 800 10/11: Grey RAL 7035

0 802 90/91/2: White RAL 9003

0 802 94/95: Alu painted

Halogen free

UV resistant

Self-extinguishing: 850° C / 30 s

■ 5.3 Climatic characteristics

Storage temperature: - 10° C to + 70° C

Use temperature: - 5° C to + 40° C