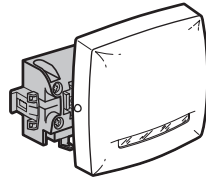
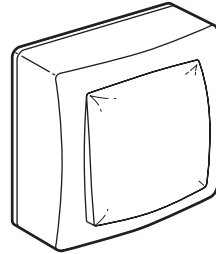


Surface mounting two-way switch

Cat. No(s): 0 860 01/16/17/20 - 0 861 01/16/17/20



0861 17



0860 01

1. USE


Lighting control mechanism with or without marking components (locator light).

2. RANGE

Description	Complete	Configurable
One gang two-way switch	0 860 01	0 861 01
One gang two-way switch with indicator light	0 860 17	0 861 17
Two gang two-way switch	0 860 20	0 861 20
Two-way switch ventilation control	0 860 16	0 861 16

Indicator light product:

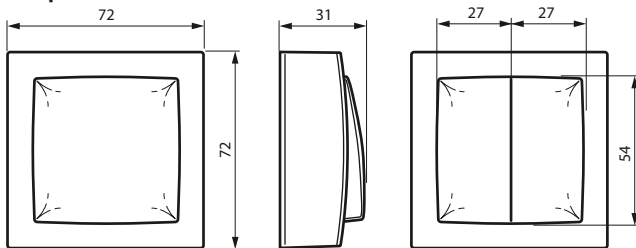
Possibility of indicator function by returning 1 neutral wire to the flush-mounting box*.
 Becomes luminous with lamp ref. 0 899 01/02/07.
 Becomes witness with lamp ref. 0 899 01/02/06.



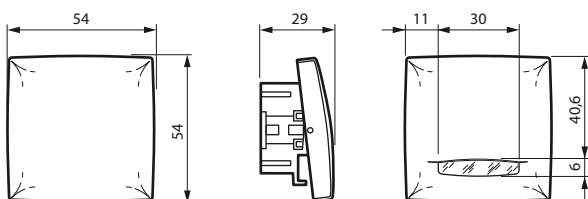
* A terminal for connecting the neutral is provided on ref. 0 860 17 and 0 861 17.

3. DIMENSIONS (mm)

Complete



Configurable



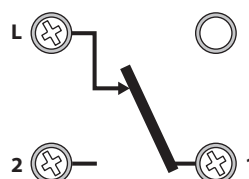
4. CONNECTION

4.1 Connection

Type of terminals: with screws
 Terminals capacity: 2 x 2.5 mm²
 Option of two wires per terminal for tapping
 Stripping length: 7 mm
 Screwdriver: Posidrive 1, Philips 1, flat 4 mm.


4.2 Wiring diagrams

0 860 01 - 0 861 01

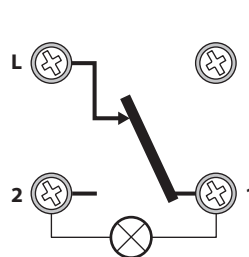


0 860 16 - 0 861 16

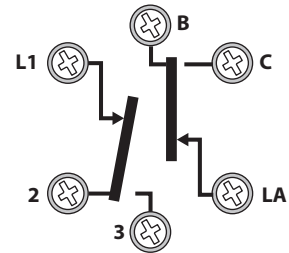
(2 speed)



0 860 17 - 0 861 17



0 860 20 - 0 861 20



5. TECHNICAL CHARACTERISTICS

5.1 Mechanical characteristics

Protection against solid bodies and liquids: IP 31D (complete product)
 Protection against impact: IK 04

5.2 Material characteristics

Plate, frame, coverplate: Plastic
 Colour: White RAL 9003
 UV resistant

Self-extinguishing:

+ 850° C / 30 s for insulating parts holding live parts in place.
 + 650° C / 30 s for other parts made of insulating materials.

5. TECHNICAL CHARACTERISTICS (continued)

■ 5.3 Electrical characteristics


Voltage: 250 V~

Current: - 10 AX

- 6 AX for VMC control

Maximum power on integrated ballast lamps: 100 W

Frequency: 50 Hz



■ 5.4 Climatic characteristics

Use and storage temperature: - 5° C to + 40° C

6. CLEANING

Surface cleaning with a cloth.

Do not use: acetone, tar remover, trichlorethylene.

Maintenance with the following products: Hexane (EN 60669-1), Methylated spirit, Soapy water, Diluted ammonia, Bleach diluted to 10%, Window-cleaning products.

Caution: A preliminary test should be carried out if other specific cleaning products are to be used.

7. ACCESSORIES

Indicator lamps or luminous marking



0 899 01	12 V	White incandescent - Power consumption 0.4 W
0 899 02	24 V	White incandescent - Power consumption 0.8 W
0 899 06	230 V	Low power consumption green fluorescent
0 899 07	230 V	High luminescence orange neon for indicator and label holder.

8. STANDARDS AND APPROVALS

Compliance with standards of installation and manufacturing.

Refer to e. catalogue.