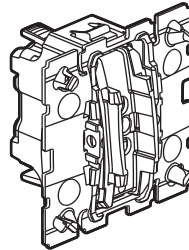


Céliane™

6 A push-button

Cat. No(s): 0 670 32



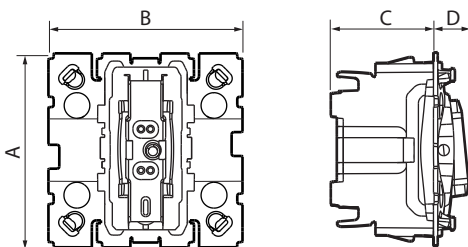
1. USE

General lighting control mechanisms with or without indicating components.

2. RANGE

Description	Cat. No
Push-button - NO contact 1-gang	0 670 32

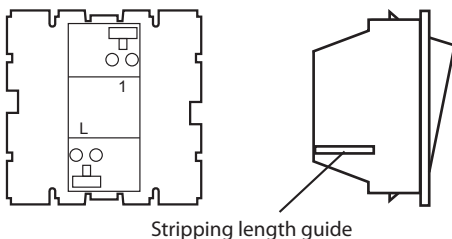
3. DIMENSIONS (mm)



Cat. No	A	B	C	D
0 670 32	45	45	24	8

4. CONNECTION

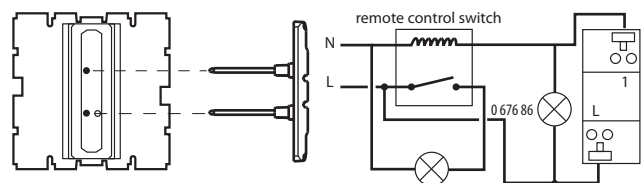
Terminal type: automatic
 Terminal capacity: 2 x 2.5 mm²
 Strip wires to 12 mm



5. WIRING

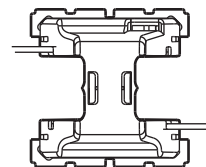
■ **5.1 Locator function:** ensures the switch is visible in the dark.
Cat. No: 0 670 32

Insert lamp Cat. No. 0 676 86 or lamp Cat. No. 0 676 87.
 Use a special cover plate Cat. No. 0 680 03 or 0 683 03 or 0 679 03

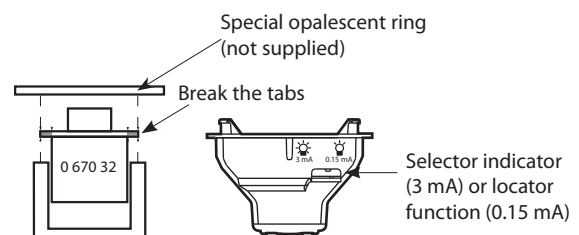


■ **5.2 Locator function or indicator function**
Separate lamp

Cat. No. 0 676 70 (230 Vac)



2-wire connection



Cat. No. 0 676 70 (230 Vac)

6. TECHNICAL CHARACTERISTICS

■ 6.1 Mechanical characteristics

Impact tests: IK 04

Penetration by solid bodies and liquids: IP 21 D

■ 6.2 Material characteristics

- Mechanism: PC

- Colour: grey

- Halogen-free

Self-extinguishing:

+ 850° C / 30 s for insulating parts holding live parts in place

+ 650° C / 30 s for other parts made of insulating materials

■ 6.3 Electrical characteristics

Voltage: 250 V~

Current: 6 A

■ 6.4 Climatic characteristics

Storage temperature: - 10° C to + 60° C

Operating temperature: - 5° C to + 35° C

7. ACCESSORIES

Bulbs for switches with indicator:

Locator	Locator/Indicator
0 676 86 (230 V/0.15 mA)	0 676 70 (230 V)
0 676 87 (12/24/48 V)	

8. STANDARDS AND APPROVALS

Compliant with installation and manufacturing standards.

See e-catalogue.