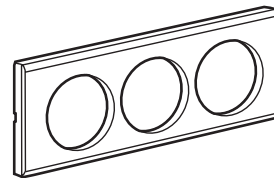
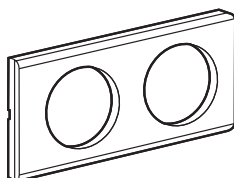
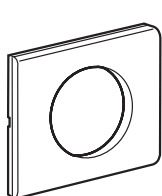














Céliane™
Neutral-finish plates
Cat. No(s): 686 08/09/30/31/32/33/34/35/36/37/38/39/41
686 42/44/45/46/48/49
687 30/31/32/33/34/35/36/38/39/41/42/43/44
687 45/46/48/49/51/52/53/54/55/56/58/59

1. GENERAL CHARACTERISTICS

Frame plates for fitting on mechanisms, 1 to 4-gang.

2. RANGE

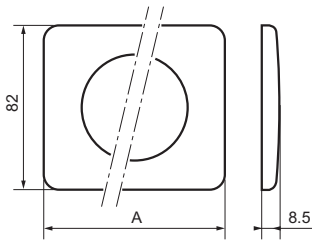
Description		1 module	1-gang	2-gang	3-gang	4-gang	4/5 module
							
Metal finish	Plate - White colour	686 30	686 31	686 32	686 33	686 34	686 35
	Plate - Sand colour		687 51	687 52	687 53	687 54	687 55
	Plate - Taupe colour		687 31	687 32	687 33	687 34	687 35
	Plate - Cement colour		687 41	687 42	687 43	687 44	687 45
	Plate - Khaki colour		686 41	686 42	686 43	686 44	686 45
	Weight (g)	7	16	23.1	21.3	20.5	35.1

		Special to renovation					
Description		6/8 module	2-gang centre distance 57 mm	3-gang centre distance 57 mm	Special plate	2 x 2-gang	2 x 3-gang
							
Metal finish	Plate - White colour	686 36	686 38	686 39	686 37	686 08	686 09
	Plate - Sand colour	687 56	687 58	687 59			
	Plate - Taupe colour	687 36	687 38	687 39			
	Plate - Cement colour	687 46	687 48	687 49			
	Plate - Khaki colour	686 46	686 48	686 49			
	Weight (g)	27.8	26	46.8	45.7	52	70

Céliane™
Neutral-finish plates

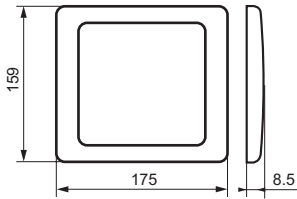
Cat. No(s): 686 08/09/30/31/32/33/34/35/36/37/38/39/41
 686 42/44/45/46/48/49
 687 30/31/32/33/34/35/36/38/39/41/42/43/44
 687 45/46/48/49/51/52/53/54/55/56/58/59

3. OVERALL DIMENSIONS

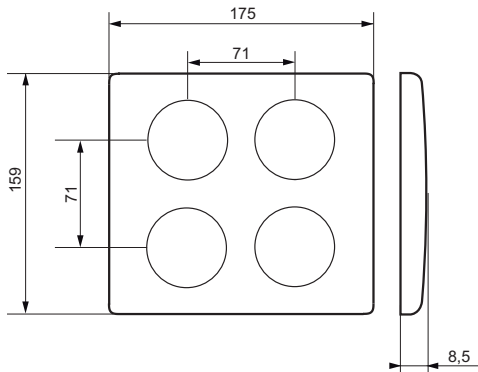


Cat. No(s)	A (mm)
686 30	41
686 31/41 687 31/41/51	90
686 32/42 687 32/42/52	161
686 33/43 687 33/43/53	232
686 34/44 687 34/44/54	303
686 35/45 687 35/45/55	161
686 36/46 687 36/46/56	232
686 38/48 687 38/48/58	147
686 39/49 687 39/49/59	204

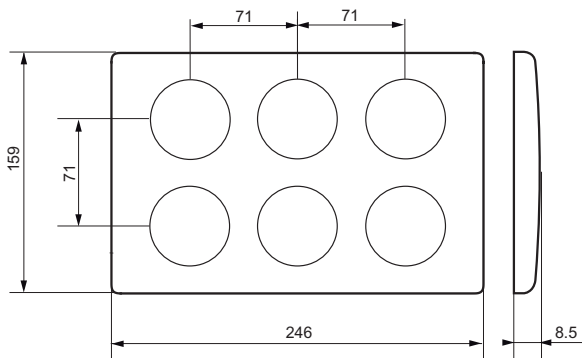
Cat. No 686 37



Cat. No 686 08



Cat. No 686 09



4. MOUNTING

The plates are clipped via notches to screw-type or claw-type supports (the notches are used to compensate for the thickness. Example: wall carpet). The plates are fitted with a protective film that is to be removed before use. Easy to remove with a screwdriver using the slots on the side of the plate.

5. TECHNICAL DATA

5.1 Mechanical characteristics

Impact tests: IK 04

5.2 Material characteristics

Material: ABS
 Except Cat. No. 688 37: polycarbonate
 Self-extinguishing: 650°C/30 s

5.3 Climatic characteristics

Storage temperatures: -10°C to +70°C
 Operating temperatures: -5°C to +50°C

6. CLEANING

Surface cleaning with a cloth
 Do not use: acetone, tar remover, trichloroethylene
 Dish-washer proof

6.1 Resistance to cleaning substances

Resistance to the following products
 - Hexane (EN 60669-1)
 - Methylated spirits
 - Soapy water
 - Diluted ammonia
 - Diluted pure bleach 10%
 - Glass cleaning product
 - Pre-impregnated wipes

6.2 Resistance to hospital-type cleaning substances

Resistance to the following products:
 - Anios
 - Surfanios
 - Bactylisine
 - Hydrogen peroxide (oxygenated water 35%)

Caution: A spot test should be carried out before using any other specific cleaners.

7. SPECIAL USE

The plates must not be painted.