



Ref. Certif. No.

FR_716644

IEC SYSTEM FOR MUTUAL RECOGNITION OF TEST CERTIFICATES FOR ELECTRICAL EQUIPMENT (IECEE) CB SCHEME

CB TEST CERTIFICATE

Product

Circuit-breaker for overcurrent protection for household and similar installations

Name and address of the applicant

LEGRAND FRANCE
159 RUE JEAN JOANNON - ZI DES TROIS MOULINS
06606 ANTIBES - FRANCE

Name and address of the manufacturer

LEGRAND FRANCE
159 RUE JEAN JOANNON - ZI DES TROIS MOULINS
06606 ANTIBES - FRANCE

Name and address of the factory

Note: When more than one factory, please report on page 2

Additional Information on page 2

Ratings and principal characteristics

See Annex

Trademark / Brand (if any)



Customer's Testing Facility (CTF) Stage used

CTF2

Model / Type Ref.

Series DX³ and Centralino
See Annex

Additional information (if necessary may also be reported on page 2)

Supersedes CBTC 667184 dated 2015/06/11. Update further to the evolution of the standard(s), product evolution, new references

Additional Information on page 2

A sample of the product was tested and found to be in conformity with

IEC 60898-1:2015 +A1:2019

As shown in the Test Report Ref. No. which forms part of this Certificate

15507445-779896, 15507445-779896/1 to 15507445-779896/5,
15507445-779890/A, 15507445-779890/A1 to
15507445-779890/A34

This CB Test Certificate is issued by the National Certification Body




LABORATOIRE CENTRAL DES INDUSTRIES ELECTRIQUES - LCIE
33 avenue du Général Leclerc
92260 Fontenay-aux-Roses, FRANCE

www.lcie.fr



LABORATOIRE CENTRAL DES
INDUSTRIES ELECTRIQUES
S.A.S au capital de 15.745.984 €
RCS Nanterre B 408 363 174
33 avenue du Général Leclerc
F - 92266 FONTENAY AUX ROSES

Signature: 
Julien GAUTHIER
Certification Officer

Date: 30/03/2023

ANNEX

Name and address of the factories:**LEGRAND FRANCE**

159 RUE JEAN JOANNON - ZI DES TROIS MOULINS
06606 ANTIBES
FRANCE

LEGRAND ELEKTRIK SANAYI A.S

GOSB GEBZE ORGANIZE SANAYI BOLGESI
IHSAN DEDE CADDESI N°112
41480 GEBZE KOCAELI
TURKEY

LEGRAND POLSKA SP. Z O.O.

UL. WARYNSKIEGO 20
57-200 ZABKOWICE SLASKIE
POLAND

LEGRAND LOW VOLTAGE ELECTRICAL(WUXI)CO., LTD.

No.88 XIMEI ROAD, XINWU DISTRICT
214028 WUXI CITY, JIANGSU PROVINCE
CHINA

NOVATEUR ELECTRICAL AND DIGITAL SYSTEMS PRIVATE LIMITED

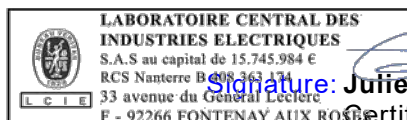
D-4 MIDC INDUSTRIAL AREA,
AJANTHA ROAD,
JALGAON, 425003 MAHARASHTRA
INDIA



LABORATOIRE CENTRAL DES INDUSTRIES ELECTRIQUES - LCIE
33 avenue du Général Leclerc
92260 Fontenay-aux-Roses, FRANCE

www.lcie.fr

Date: 30/03/2023



Signature: **Julien GAUTHIER**
Certification Officer

ANNEX

References, ratings and main characteristics:

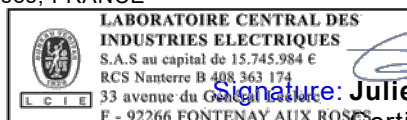
References DX3	In (A)	Icn (A)	Ics (A)	Icn1 (A)	Instantaneous tripping current	Number of poles
4077 19	0.5	6000	6000	4500	C	1P+N Neutral on left
4077 20	1	6000	6000	4500	C	
4077 21	2	6000	6000	4500	C	
4077 22	3	6000	6000	4500	C	
4077 23	4	6000	6000	4500	C	
4077 24	6	6000	6000	4500	C	
4077 25	8	6000	6000	4500	C	
4077 26	10	6000	6000	4500	C	
4077 27	13	6000	6000	4500	C	
4077 28	16	6000	6000	4500	C	
4077 29	20	6000	6000	4500	C	
4077 30	25	6000	6000	4500	C	
4077 31	32	6000	6000	4500	C	
4077 32	40	6000	6000	4500	C	

References DX3	In (A)	Icn (A)	Ics (A)	Icn1 (A)	Instantaneous tripping current	Number of poles
4077 33	0.5	6000	6000	4500	C	1P+N Neutral on right
4077 34	1	6000	6000	4500	C	
4077 35	2	6000	6000	4500	C	
4077 36	3	6000	6000	4500	C	
4077 37	4	6000	6000	4500	C	
4077 38	6	6000	6000	4500	C	
4077 39	8	6000	6000	4500	C	
4077 40	10	6000	6000	4500	C	
4077 41	13	6000	6000	4500	C	
4077 42	16	6000	6000	4500	C	
4077 43	20	6000	6000	4500	C	
4077 44	25	6000	6000	4500	C	
4077 45	32	6000	6000	4500	C	
4077 46	40	6000	6000	4500	C	



LABORATOIRE CENTRAL DES INDUSTRIES ELECTRIQUES - LCIE
 33 avenue du Général Leclerc
 92260 Fontenay-aux-Roses, FRANCE
www.lcie.fr

Date: 30/03/2023



Signature: **Julien GAUTHIER**
 Certification Officer

ANNEX

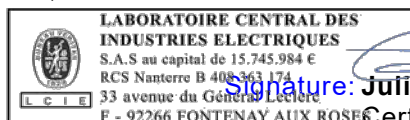
References DX3	In (A)	Icn (A)	Ics (A)	Icn1 (A)	Instantaneous tripping current	Number of poles
4074 67	0.5	6000	6000	4500	B	1P+N Neutral on right
4074 68	1	6000	6000	4500	B	
4074 69	2	6000	6000	4500	B	
4074 70	3	6000	6000	4500	B	
4074 71	4	6000	6000	4500	B	
4074 72	6	6000	6000	4500	B	
LG 879	8	6000	6000	4500	B	
4074 73	10	6000	6000	4500	B	
4074 74	13	6000	6000	4500	B	
4074 75	16	6000	6000	4500	B	
4074 76	20	6000	6000	4500	B	
4074 77	25	6000	6000	4500	B	
4074 78	32	6000	6000	4500	B	
4074 79	40	6000	6000	4500	B	

References DX3	In (A)	Icn (A)	Ics (A)	Icn1 (A)	Instantaneous tripping current	Number of poles
LG 885	0.5	4500	4500	4500	C	1P+N Neutral on right
4067 88	1	4500	4500	4500	C	
4067 89	2	4500	4500	4500	C	
LG 886	3	4500	4500	4500	C	
4067 90	4	4500	4500	4500	C	
4067 91	6	4500	4500	4500	C	
4067 92	8	4500	4500	4500	C	
4067 93	10	4500	4500	4500	C	
4067 94	13	4500	4500	4500	C	
4067 95	16	4500	4500	4500	C	
4067 96	20	4500	4500	4500	C	
4067 97	25	4500	4500	4500	C	
4067 98	32	4500	4500	4500	C	
4067 99	40	4500	4500	4500	C	



LABORATOIRE CENTRAL DES INDUSTRIES ELECTRIQUES - LCIE
 33 avenue du Général Leclerc
 92260 Fontenay-aux-Roses, FRANCE
www.lcie.fr

Date: 30/03/2023


 Signature: **Julien GAUTHIER**
 Certification Officer

ANNEX

References DX3	In (A)	Icn (A)	Ics (A)	Icn1 (A)	Instantaneous tripping current	Number of poles
LG 887	0.5	4500	4500	4500	B	1P+N Neutral on right
4067 60	1	4500	4500	4500	B	
4067 61	2	4500	4500	4500	B	
LG 888	3	4500	4500	4500	B	
4067 62	4	4500	4500	4500	B	
4067 63	6	4500	4500	4500	B	
LG 889	8	4500	4500	4500	B	
4067 64	10	4500	4500	4500	B	
LG 890	13	4500	4500	4500	B	
4067 65	16	4500	4500	4500	B	
4067 66	20	4500	4500	4500	B	
4067 67	25	4500	4500	4500	B	
4067 68	32	4500	4500	4500	B	
4067 69	40	4500	4500	4500	B	

References Centralino serie	In (A)	Icn (A)	Ics (A)	Icn1 (A)	Instantaneous tripping current	Number of poles
LG5480	0.5	4500	4500	4500	C	1P+N Neutral on right
LG5481	1	4500	4500	4500	C	
LG5482	2	4500	4500	4500	C	
LG5483	3	4500	4500	4500	C	
LG5484	4	4500	4500	4500	C	
LG5485	6	4500	4500	4500	C	
LG5486	8	4500	4500	4500	C	
LG5487	10	4500	4500	4500	C	
LG5488	13	4500	4500	4500	C	
LG5489	16	4500	4500	4500	C	
LG5490	20	4500	4500	4500	C	
LG5491	25	4500	4500	4500	C	
LG5492	32	4500	4500	4500	C	
LG5493	40	4500	4500	4500	C	



LABORATOIRE CENTRAL DES INDUSTRIES ELECTRIQUES - LCIE
 33 avenue du Général Leclerc
 92260 Fontenay-aux-Roses, FRANCE
www.lcie.fr

Date: 30/03/2023



LABORATOIRE CENTRAL DES
 INDUSTRIES ELECTRIQUES
 S.A.S au capital de 15.745.984 €
 RCS Nanterre B 408 263 174
 33 avenue du Général Leclerc
 F - 92266 FONTENAY AUX ROSES

Signature:  Julien GAUTHIER
 Certification Officer

ANNEX

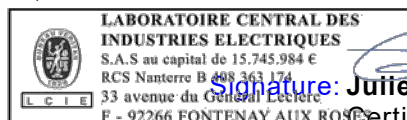
References Centralino "other range" serie (1)	In (A)	Icn (A)	Ics (A)	Icn1 (A)	Instantaneous tripping current	Number of poles
LG7513	0.5	4500	4500	4500	C	1P+N Neutral on right
LG7514	1	4500	4500	4500	C	
LG7515	2	4500	4500	4500	C	
LG7516	3	4500	4500	4500	C	
LG7517	4	4500	4500	4500	C	
LG7518	6	4500	4500	4500	C	
LG7519	8	4500	4500	4500	C	
LG7520	10	4500	4500	4500	C	
LG7521	13	4500	4500	4500	C	
LG7522	16	4500	4500	4500	C	
LG7523	20	4500	4500	4500	C	
LG7524	25	4500	4500	4500	C	
LG7525	32	4500	4500	4500	C	
LG7526	40	4500	4500	4500	C	

References Centralino "other range" serie (2)	In (A)	Icn (A)	Ics (A)	Icn1 (A)	Instantaneous tripping current	Number of poles
LG7527	0.5	4500	4500	4500	C	1P+N Neutral on right
LG7528	1	4500	4500	4500	C	
LG7529	2	4500	4500	4500	C	
LG7530	3	4500	4500	4500	C	
LG7531	4	4500	4500	4500	C	
LG7532	6	4500	4500	4500	C	
LG7533	8	4500	4500	4500	C	
LG7534	10	4500	4500	4500	C	
LG7535	13	4500	4500	4500	C	
LG7536	16	4500	4500	4500	C	
LG7537	20	4500	4500	4500	C	
LG7538	25	4500	4500	4500	C	
LG7539	32	4500	4500	4500	C	
LG7540	40	4500	4500	4500	C	



LABORATOIRE CENTRAL DES INDUSTRIES ELECTRIQUES - LCIE
 33 avenue du Général Leclerc
 92260 Fontenay-aux-Roses, FRANCE
www.lcie.fr

Date: 30/03/2023



ANNEX

Rated operational voltage U_e : (V)	230 V~
Rated current I_n : (A)	See above table
Rated frequency : (Hz)	50/60 Hz
Nature of supply :	~
Total number of poles :	1P+N
Number of protected poles	1P
Rated insulation voltage U_i : (V)	250 V
Rated impulse withstand voltage U_{imp} : (V)	4000 V
Instantaneous tripping current :	See above table
Reference ambient calibration air temperature : (°C)	30°C
Rated short-circuit capacity I_{cn} : (A)	See above table
Rated making and breaking capacity on one pole separately I_{cn1} : (A)	See above table
Energy limiting class I^2t :	3 according to EN 60898-1
Grid distance (short-circuit tests) :	35 mm
Protection against external influences :	enclosed
Protection degree :	IP20
Material group :	II
Method of mounting :	Panel board
Method of electrical connection	
not associated with the mechanical-mounting	
Type of terminals :	Pillar terminals
Nominal diameter of thread : (mm)	4 mm
Operating means :	level



LABORATOIRE CENTRAL DES INDUSTRIES ELECTRIQUES - LCIE
 33 avenue du Général Leclerc
 92260 Fontenay-aux-Roses, FRANCE
www.lcie.fr

Date: 30/03/2023



LABORATOIRE CENTRAL DES
 INDUSTRIES ELECTRIQUES
 S.A.S au capital de 15.745.984 €
 RCS Nanterre B 408 363 174
 33 avenue du Général Leclerc
 F - 92266 FONTENAY AUX ROSES

Signature:  Julien GAUTHIER
 Certification Officer