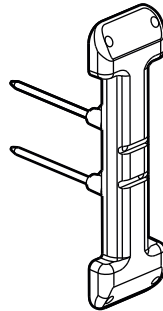


# Valena™ Allure Light indicators

Cat. No(s): 7 520 57 - 7 520 58




## 1. USE


Illuminated and signalling indicators.  
 Connection by direct mounting with lamp (LED).

## 2. RANGE

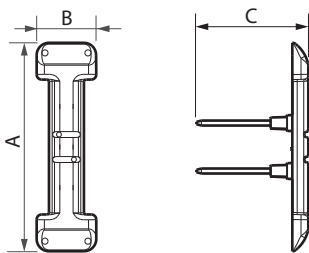
### ILLUMINATED INDICATOR

	Illuminated indicator	7 520 57
---	-----------------------	----------

### SIGNALLING INDICATOR

	Signalling indicator for distributed phase (1 indicator light on each two-way switch)	7 520 58
---	--	----------

## 3. DIMENSIONS



Cat. Nos	A	B	C
7 520 57/58	42	12	22.5

## 4. CONNECTION

With pins

## 5. TECHNICAL CHARACTERISTICS

### ■ 5.1 Mechanical characteristics

Protection against solid bodies and liquids: IP 40 (mounted)  
 IP 20 (alone)

Protection against impact: IK 04

### ■ 5.2 Material characteristics

Halogen-free  
 Blue LED

Self-extinguishing:

+ 850° C / 30 s for insulating parts holding live parts in place.  
 + 650° C / 30 s for other parts made of insulating materials.

### ■ 5.3 Electrical characteristics

Cat. Nos	Voltage	Consumption
7 520 57	230 V~	0,15 mA
7 520 58	230 V~	3 mA

### ■ 5.4 Climatic characteristics

Storage and operating temperature: - 5° C to + 35° C

## 6. CLEANING

Surface cleaning with a cloth.

Do not use: acetone, tar remover, trichloroethylene.

## 7. STANDARDS AND APPROVALS

Compliant with installation and manufacturing standards.

See e-catalogue.